
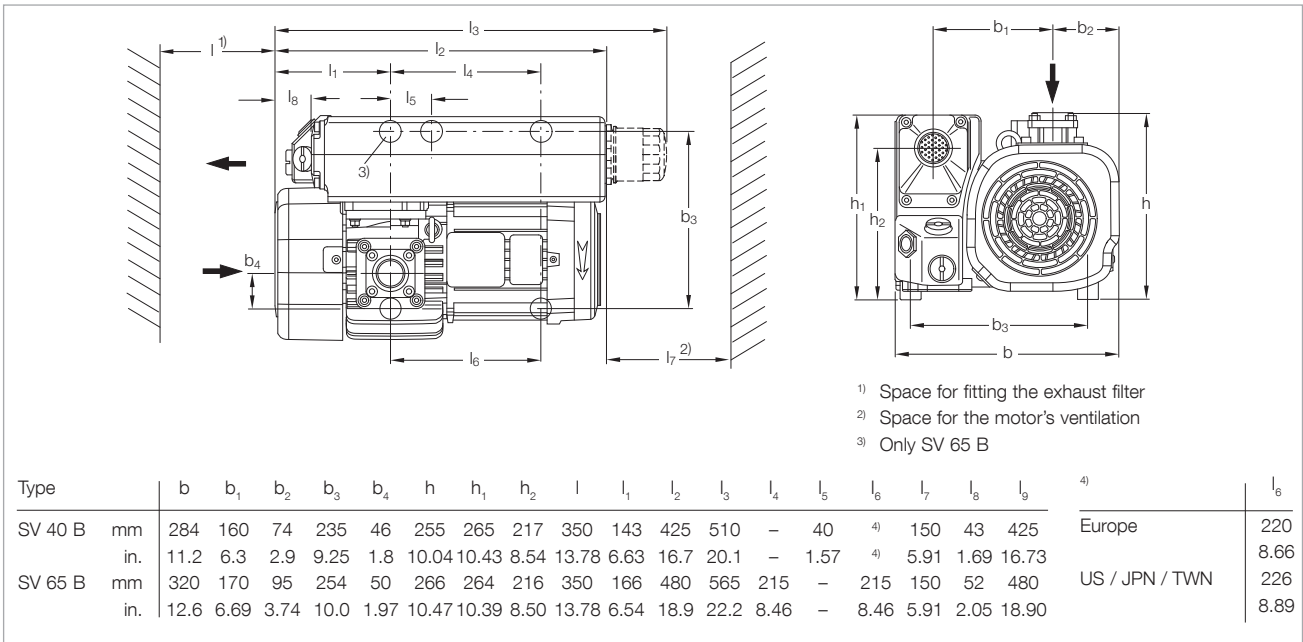


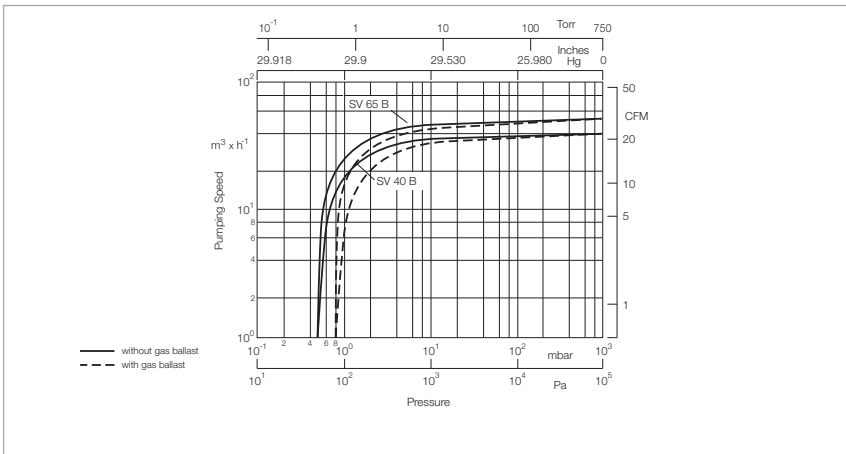
SOGEVAC SV 40 B / SV 65 B



SOGEVAC SV 65 B



Dimensional drawing for the SOGEVAC SV 40 B and SV 65 B with standard motor, European version



Pumping speed characteristics of the SOGEVAC SV 40 B and SV 65 B at 50 Hz (60 Hz curves at the end of the chapter)

Technical Data

		SOGEVAC SV 40 B		SOGEVAC SV 65 B	
		50 Hz	60 Hz	50 Hz	60 Hz
Nominal speed ¹⁾	m ³ x h ⁻¹ (cfm)	44.0 (25.9)	53.0 (31.2)	59.0 (34.8)	71.0 (41.8)
Pumping speed ¹⁾	m ³ x h ⁻¹ (cfm)	38.5 (22.7)	47.0 (27.7)	54.0 (31.8)	64.0 (37.7)
Ultimate total pressure without gas ballast ¹⁾	mbar (Torr)	≤ 0.5 (≤ 0.4)	≤ 0.5 (≤ 0.4)	≤ 0.5 (≤ 0.4)	≤ 0.5 (≤ 0.4)
Ultimate total pressure ¹⁾ with standard gas ballast ²⁾	mbar (Torr)	≤ 1.5 (≤ 1.1)	≤ 1.5 (≤ 1.1)	≤ 1.5 (≤ 1.1)	≤ 1.5 (≤ 1.1)
with small gas ballast ²⁾	mbar (Torr)	≤ 0.8 (≤ 0.6)	≤ 0.8 (≤ 0.6)	≤ 0.8 (≤ 0.6)	≤ 0.8 (≤ 0.6)
Water vapor tolerance ¹⁾ with standard gas ballast ²⁾	mbar (Torr)	30.0 (22.5)	30.0 (22.5)	30.0 (22.5)	30.0 (22.5)
with small gas ballast ²⁾	mbar (Torr)	10.0 (7.5)	10.0 (7.5)	10.0 (7.5)	10.0 (7.5)
Water vapor capacity with standard gas ballast ²⁾	kg x h ⁻¹ (qt/hr)	0.76 (0.80)	0.90 (0.95)	1.0 (1.1)	1.25 (1.32)
with small gas ballast ²⁾	kg x h ⁻¹ (qt/hr)	0.28 (0.30)	0.34 (0.36)	0.36 (0.38)	0.42 (0.44)
Oil capacity	l (qt)	1.0 (1.05)	1.0 (1.05)	2.0 (2.1)	2.0 (2.1)
Mean noise level ³⁾	dB(A)	58	60	60	64
Admissible ambient temperature	°C (°F)	12 to 40 (54 to 104)	12 to 40 (54 to 104)	12 to 40 (54 to 104)	12 to 40 (54 to 104)
Motor power	kW (hp)	1.1 (2.0)	1.5 (2.0)	1.5 (3.0)	1.8 (3.0)
Nominal speed	min ⁻¹ (rpm)	1500 (1500)	1800 (1800)	1500 (1500)	1800 (1800)
Type of protection	IP	55-F	55-F	55-F	55-F
Materials (materials in contact with the gas)		Steel, cast iron, Aluminium, Bronze, FPM (FKM), Glass, Polyamid 6.6, Filter material (Polymers, Paper) Epoxy resin & Glass fibre	Steel, cast iron, Aluminium, Bronze, FPM (FKM), Glass, Polyamid 6.6, Filter material (Polymers, Paper) Epoxy resin & Glass fibre	Steel, cast iron, Aluminium, Bronze, FPM (FKM), Glass, Polyamid 6.6, Filter material (Polymers, Paper) Epoxy resin & Glass fibre	Steel, cast iron, Aluminium, Bronze, FPM (FKM), Glass, Polyamid 6.6, Filter material (Polymers, Paper) Epoxy resin & Glass fibre
Weight (with oil filling)	kg (lbs)	43 (94.9)	45 (99.3)	49 (108.2)	52 (114.8)
Dimensions (L x W x H)	mm (in.)	425 x 284 x 265 (16.7 x 11.2 x 10.4)	425 x 284 x 265 (16.7 x 11.2 x 10.4)	480 x 320 x 265 (18.9 x 12.6 x 10.4)	480 x 320 x 265 (18.9 x 12.6 x 10.4)
Connection (inside thread) ⁴⁾					
Intake	G or NPT	1 1/4"	1 1/4"	1 1/4"	1 1/4"
Exhaust	G or NPT	1 1/4"	1 1/4"	1 1/4"	1 1/4"

¹⁾ To DIN 28 400 and following numbers

²⁾ Ordering Information, see next page

³⁾ Operated at the ultimate pressure without gas ballast, free-field measurement at a distance of 1 m (3.5 ft)

⁴⁾ Pumps with European and Japanese motors have G, pumps with US motors have NPT

Ordering Information

SOGEVAC SV 40 B

SOGEVAC SV 65 B

	50/60 Hz	50/60 Hz
	Part No.	Part No.
SOGEVAC SV 40 B, SV 65 B ¹⁾		
with three-phase motor, without gas ballast, without oil filter 230/400 V, 50 Hz and 460 V, 60 Hz (CEI)	960 300	960 400
wide range motor (CEI) ²⁾	960 320 ²⁾	960 420 ²⁾
with three-phase motor, without gas ballast, with oil filter 230/400 V, 50 Hz and 460 V, 60 Hz (CEI)	960 302	960 402
with three-phase motor, with small gas ballast, without oil filter 230/400 V, 50 Hz and 460 V, 60 Hz (CEI)	960 301	960 401
230/460 V, 60 Hz and 400 V, 50 Hz, NPT flanges (UL/CSA motor) ³⁾	960 311	960 411
230/400 V, 50/60 Hz (CEI)	960 321 ²⁾	960 421 ²⁾
200 V, 50/60 Hz	960 316	960 416
with three-phase motor, with small gas ballast, with oil filter 230/400 V, 50 Hz and 460 V, 60 Hz (CEI)	960 303	960 403
230/460 V, 60 Hz and 400 V, 50 Hz, NPT flanges (UL/CSA motor) ³⁾	960 313	960 413
230/400 V, 50/60 Hz (CEI)	960 323 ²⁾	960 423 ²⁾
200 V, 50/60 Hz	960 318	960 418
with three-phase motor, with standard gas ballast, without oil filter 230/400 V, 50 Hz and 460 V, 60 Hz (CEI)	960 305	960 405
230/460 V, 60 Hz and 400 V, 50 Hz, NPT flanges (UL/CSA motor) ³⁾	960 312	960 412
230/400 V, 50/60 Hz (CEI)	960 322 ²⁾	960 422 ²⁾
200 V, 50/60 Hz	960 317	960 417
with three-phase motor, with standard gas ballast, with oil filter 230/400 V, 50 Hz and 460 V, 60 Hz (CEI)	960 307	960 407
230/460 V, 60 Hz and 400 V, 50 Hz, NPT flanges (UL/CSA motor) ³⁾	960 314	960 414
230/400 V, 50/60 Hz (CEI)	960 324 ²⁾	960 424 ²⁾
200 V, 50/60 Hz	960 319	960 419
Other voltages/frequencies ⁴⁾	upon request	upon request
Filling with special oil ⁴⁾	upon request	upon request
Accessories		
Exhaust filter cartridge		
AFE SV40B	714 21 180	-
AFE SV65/100B	-	714 17 300
Spare Parts		
Maintenance kit	971 427 660	971 423 440
Repair kit	971 427 650	714 20 420
Seal kit FPM (FKM)	971 427 640	714 20 410
Oil filter ⁵⁾	714 20 980	714 20 980
Oil filter bypass	712 30 570	712 30 570

¹⁾ Pumps with European and Japanese motors have G, pumps with US voltages motors have NPT

²⁾ Wide range motor: 210-240 & 360-420 V ± 5%, 50 Hz and 210-260 & 360-460 V ± 5%, 60 Hz

³⁾ With NEMA type electrical connections

⁴⁾ Please indicate when ordering a pump

⁵⁾ Not included in maintenance kit